



Care and Maintenance Manual



THE TAILORED CLOSET™

Home, Organized.

Guide Overview



Leather


Click on item name to jump to that page

Door & Drawer Fronts

Overview

Door and drawer fronts can be made of TFL or 3DL. Normal use and basic maintenance will ensure years of use and unsurpassed surface quality. TFL is also the material used on the cabinet boxes in your system and can be used as a countertop.

(Leather is available as a front and can be reviewed [here](#))



Cleaning Tips

- Gently wipe surfaces with a soft cloth or sponge and a mild soap and water solution
- Magic Erasers can be used for scuffs and marks
- A foaming aerosol cleaner and soft cloth can be used
- Avoid heavy pressure and continuous scrubbing
- On 3DL surfaces with stubborn stains, try a diluted mix of Simple Green All Purpose Cleaner with water or diluted alcohol




Items to Avoid

- Never use cleaning products containing wax, abrasives, acids or strong alkaline bases
- Do not use steel wool, scouring pads, brushes, or rough paper towels
- Stay away from solvent based cleaners such as sink or toilet bowl cleaners

Specialty High Gloss Acrylic

If your project has a high gloss acrylic in Wired Cobalt, Wired Mercury, or White Acrylic, heed the following tips:

- The surface becomes more scratch resistant over the first few days after the protective film is removed. You can accelerate this by lightly polishing the surface with VuPlex, Novus 1, or Plexus Plastic Cleaner and a microfiber cloth.
- Never dry wipe



Countertops

Overview

Countertops come in TFL, High Pressure Laminate (HPL), 3DL or Butcher Block.

([Leather is available as a countertop and can be reviewed here](#))

Cleaning Tips

- Gently wipe surfaces with a soft cloth or sponge and a mild soap and water solution

Items to Avoid


- Be cautious of high heat items and use heat shield or protection
- Avoid steel wool or abrasive pads
- Do not use acidic or abrasive cleaners



Leather

Overview

Leather is available as a door front, drawer front or countertop. Symphony Wall Organizer bars are wrapped in vegan imitation leather. (see [Hardware & Accessories](#) for metal bar cleaning.)



Cleaning Tips

- Use a pH neutral cleaner such as Bona Cabinet Cleaner
- Wipe the surface with a terry cloth dampened with water
- A combination of [Denatured Alcohol](#) with warm water (1:1 ratio) can be used for cleaning markings or stains



Aluminum Frames & Glass Inserts

Overview

Aluminum frame door and drawer fronts are available in 6 styles with a variety of glass inserts.



Cleaning Tips

- Use a clean cloth with a mild detergent or dish liquid
- Use 99% isopropyl alcohol, citrus or a vinegar-based cleaner on a clean, non-abrasive cloth or paper towel
- If a heavy stain is present on gloss or stain glass and does not come clean using the suggestions above, use isopropyl alcohol with a Magic Eraser by gently scrubbing (do not use this method on Backpainted glass)



Items to Avoid


- Never use an abrasive cleaning pad such as metallic sponge, solvents, strong detergents, or other chemicals when cleaning glass or aluminum



Hardware & Accessories

Overview

Hardware will cover your cabinet pulls and knobs while accessories can be anything from a closet rod to sliding belt rack. For leather symphony cleaning, see [Leather](#) page.



Cleaning Tips

- Gently wipe surfaces with a soft cloth or sponge dampened with a mild soap and water solution
- Nylon hamper bags can be wiped with a damp cloth



Items to Avoid

- Avoid any cleaners containing abrasives, ammonia, acetone, thinners and cleaners with harsh chemicals

